






NeoFlow Cannula

Guidance for Use

1. Select the appropriate size of nasal cannula.

			Standard Cannula	NeoFlow Cannula
AMNC3001		Premature	6L	1–8 L
AMNC3002		Neonatal	6L	1–8 L
AMNC3003		Infant	7L	1–10 L
AMNC3004		Large Infant	7L	1–20 L
AMNC3005		Paediatric	8L	1–25 L

2a. Pinch fixation pad to open the receiving channel.

2b. Attach the fixation pad to the nasal cannula.



3. Peel away the backing tape.

4. Apply to baby in preferred position.

NeoFlow Cannula

Guidance for Use

Alternative fixation options for NeoFlow nasal cannula

Use Velcro tabs provided with NeoFlow bonnet securing to cannula.



Secure to bonnet.



Over ear fixation method.



Loop over ears and bring forward to chest.



Secure under the chin with a colour coded bolo.

